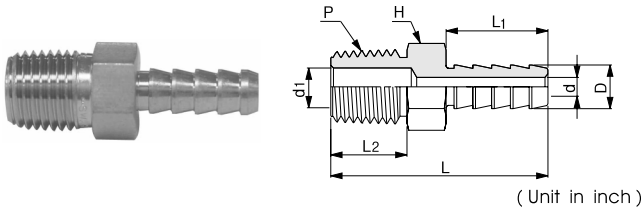


Hy-Lok Hose Connectors

Catalog No. H-HC100
Jan. 2002

- Hy-Lok Hose Connectors provide quick and easy installation for soft plastic or rubber hose.
- Reusable
- 316 Stainless Steel or Brass

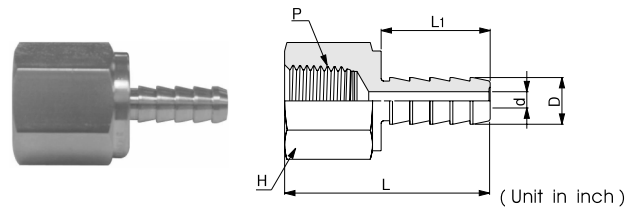
Male Hose Connectors NPT



(Unit in inch)

Part Number	Hose I.D.	P NPT Size	D Dia.	d	d ₁	H Hex. Flat	L	L ₁	L ₂
H-HCM 2- 2N	1/8	1/8	.15	.08	.19	7/16	1.08	.40	.38
H-HCM 2- 4N	1/8	1/4	.15	.08	.28	9/16	1.26	.40	.56
H-HCM 3- 2N	3/16	1/8	.23	.12	.12	7/16	1.27	.59	.38
H-HCM 3- 4N	3/16	1/4	.23	.12	.28	9/16	1.45	.59	.56
H-HCM 4- 2N	1/4	1/8	.30	.19	.19	7/16	1.47	.79	.38
H-HCM 4- 4N	1/4	1/4	.30	.19	.19	9/16	1.65	.79	.56
H-HCM 4- 6N	1/4	3/8	.30	.19	.19	11/16	1.66	.79	.56
H-HCM 4- 8N	1/4	1/2	.30	.19	.47	7/8	1.85	.79	.75
H-HCM 5- 2N	5/16	1/8	.38	.19	.19	7/16	1.55	.87	.38
H-HCM 5- 4N	5/16	1/4	.38	.19	.19	9/16	1.73	.87	.56
H-HCM 5- 6N	5/16	3/8	.38	.19	.19	11/16	1.74	.87	.56
H-HCM 5- 8N	5/16	1/2	.38	.19	.47	7/8	1.96	.87	.75
H-HCM 6- 4N	3/8	1/4	.45	.30	.30	9/16	1.73	.87	.56
H-HCM 6- 6N	3/8	3/8	.45	.30	.30	11/16	1.74	.87	.56
H-HCM 6- 8N	3/8	1/2	.45	.30	.30	7/8	1.96	.87	.75
H-HCM 8- 4N	1/2	1/4	.60	.38	.28	11/16	1.80	.94	.56
H-HCM 8- 6N	1/2	3/8	.60	.38	.38	11/16	1.81	.94	.56
H-HCM 8- 8N	1/2	1/2	.60	.38	.38	7/8	2.03	.94	.75
H-HCM10- 8N	5/8	1/2	.75	.47	.47	1 1/16	2.07	.98	.75
H-HCM10-12N	5/8	3/4	.75	.50	.63	1 1/16	2.07	.98	.75
H-HCM12- 8N	3/4	1/2	.90	.63	.47	1 1/16	2.14	1.05	.75
H-HCM12-12N	3/4	3/4	.90	.63	.63	1 1/16	2.14	1.05	.75
H-HCM12-16N	3/4	1	.90	.63	.88	1 3/8	2.43	1.05	.94
H-HCM16-12N	1	3/4	1.20	.88	.63	1 3/8	2.38	1.19	.75
H-HCM16-16N	1	1	1.20	.88	.88	1 3/8	2.57	1.19	.94

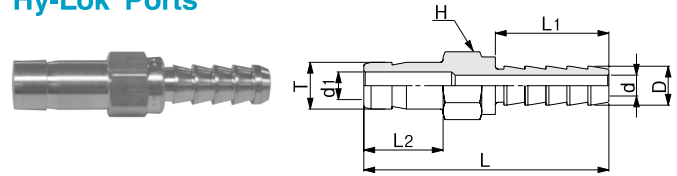
Female Hose Connectors



(Unit in inch)

Part Number	Hose I.D.	P NPT Size	D Dia.	d	H Hex. Flat	L	L ₁
H-HCF 2-2N	1/8	1/8	.15	.08	9/16	1.11	.40
H-HCF 2-4N	1/8	1/4	.15	.08	3/4	1.26	.40
H-HCF 3-2N	3/16	1/8	.23	.12	9/16	1.29	.59
H-HCF 3-4N	3/16	1/4	.23	.12	3/4	1.44	.59
H-HCF 4-2N	1/4	1/8	.30	.19	9/16	1.47	.79
H-HCF 4-4N	1/4	1/4	.30	.19	3/4	1.64	.79
H-HCF 4-6N	1/4	3/8	.30	.19	7/8	1.71	.79
H-HCF 5-4N	5/16	1/4	.38	.19	3/4	1.73	.87
H-HCF 5-6N	5/16	3/8	.38	.19	7/8	1.82	.87
H-HCF 6-4N	3/8	1/4	.45	.30	3/4	1.69	.87
H-HCF 6-6N	3/8	3/8	.45	.30	7/8	1.78	.87
H-HCF 6-8N	3/8	1/2	.45	.30	1 1/16	2.03	.87
H-HCF 8-8N	1/2	1/2	.60	.38	1 1/16	2.13	.94

Hose Connectors to Hy-Lok Ports



(Unit in inch)

Part Number	Hose I.D.	T Tube Size	D Dia.	d	d ₁	H Hex. Flat	L	L ₁	L ₂
H-HCT 2- 2	1/8	1/8	.15	.08	.09	5/16	1.35	.40	.53
H-HCT 2- 4	1/8	1/4	.15	.08	.19	3/8	1.44	.40	.62
H-HCT 4- 4	1/4	1/4	.30	.19	.19	7/16	1.83	.79	.62
H-HCT 4- 6	1/4	3/8	.30	.19	.28	7/16	1.90	.79	.69
H-HCT 4- 6M	1/4		.30	.19	.18	7/16	1.86	.79	.62
H-HCT 5- 4	5/16	1/4	.37	.19	.19	7/16	1.91	.87	.62
H-HCT 6- 6	3/8	3/8	.45	.30	.28	9/16	1.98	.87	.69
H-HCT 6- 8	3/8	1/2	.45	.30	.39	5/8	2.20	.87	.91
H-HCT 8- 6	1/2	3/8	.60	.38	.28	11/16	2.05	.94	.69
H-HCT 8- 8	1/2	1/2	.60	.38	.39	11/16	2.27	.94	.91
H-HCT12-12	3/4	3/4	.90	.63	.59	1 1/16	2.44	1.05	.97

Male Hose Connectors ISO R7/1

(Unit in inch)

Part Number	Hose I.D.	P ISO Pipe Size	D Dia.	d	d ₁	H Hex. Flat	L	L ₁	L ₂
H-HCM 4-2R	1/4	1/8	.30	.19	.19	7/16	1.47	.79	.38
H-HCM 4-4R	1/4	1/4	.30	.19	.19	9/16	1.65	.79	.56
H-HCM 4-6R	1/4	3/8	.30	.19	.19	11/16	1.66	.79	.56
H-HCM 6-4R	3/8	1/4	.45	.30	.30	9/16	1.73	.87	.56
H-HCM 6-6R	3/8	3/8	.45	.30	.30	11/16	1.74	.87	.56
H-HCM 6-8R	3/8	1/2	.45	.30	.30	7/8	1.96	.87	.75
H-HCM 8-8R	1/2	1/2	.60	.38	.47	7/8	2.03	.94	.75

HOW TO ORDER

Use S316 for 316 Stainless Steel or BRAS for Brass as a suffix to the Part Number.
Example: H-HCM4 - 6N - S316



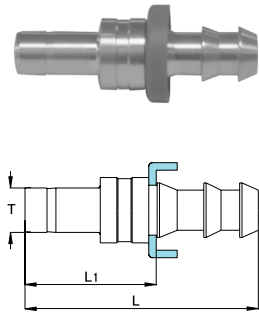
HY-LOK CORPORATION

© 2002 HY-LOK CORPORATION All rights reserved

Hy-Lok Push-On Hose Fittings

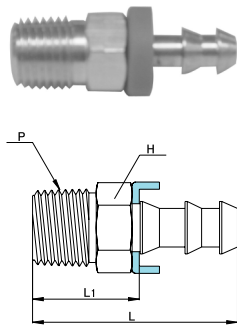
- Easy Assembly
- Reusable
- Hy-Lok Tube Adapter
- No Special Tools
- Saves Time and Cost

Tube Adapter



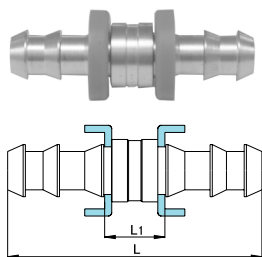
Part Number	Hose Size	T Tube O.D.	L Overall Length	L ₁ Cut-off Length
H-POTA 4 - 4	4	1/4"	1.91"	1.15"
H-POTA 6 - 6	6	3/8"	2.02"	1.15"
H-POTA 8 - 8	8	1/2"	2.42"	1.37"
H-POTA 4 - 6M	4	6mm	48.5mm	29.2mm
H-POTA 6 - 10M	6	10mm	51.3mm	29.2mm
H-POTA 8 - 12M	8	12mm	61.5mm	34.8mm

Male Adapter



Part Number NPT (ISO R7/1)	Hose Size	P NPT/ISO Pipe Threads	H Hex Flat	L Overall Length	L ₁ Cut-off Length
H-POMA 4 - 4N(R)	4	1/4"	9/16"	1.68"	0.92"
H-POMA 6 - 4N(R)	6	1/4"	11/16"	1.80"	0.93"
H-POMA 6 - 6N(R)	6	3/8"	11/16"	1.80"	0.93"
H-POMA 8 - 8N(R)	8	1/2"	7/8"	2.19"	1.15"

Straight Union



Part Number	Hose Size	L Overall Length	L ₁ Cut-off Length
H - POU - 4	4	2.07"	0.55"
H - POU - 6	6	2.25"	0.52"
H - POU - 8	8	2.61"	0.52"

■ HOW TO ORDER

Use S316 for 316 Stainless Steel or BRAS for Brass as a suffix to the Part Number.
Example : H - POTA 6 - 6 - S316

ASSEMBLY

1. Lubricate fitting with light oil.
2. Push hose onto fitting until hose bottoms into plastic cap.